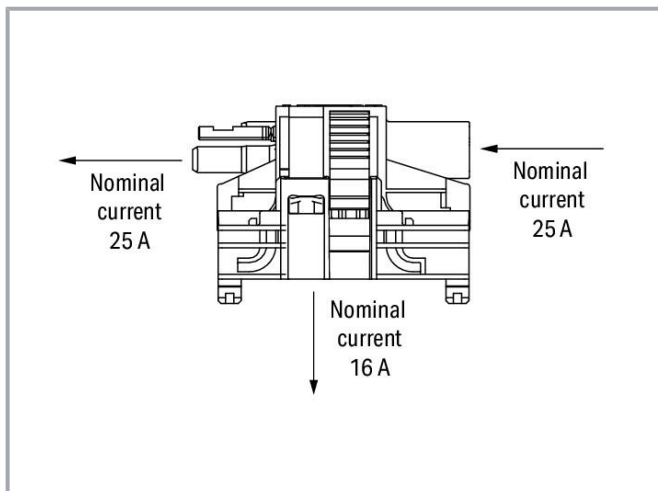



Data sheet | Item number: 770-6224

Linect® T-connector; 4-pole; Cod. A; 1 input; 2 outputs; white

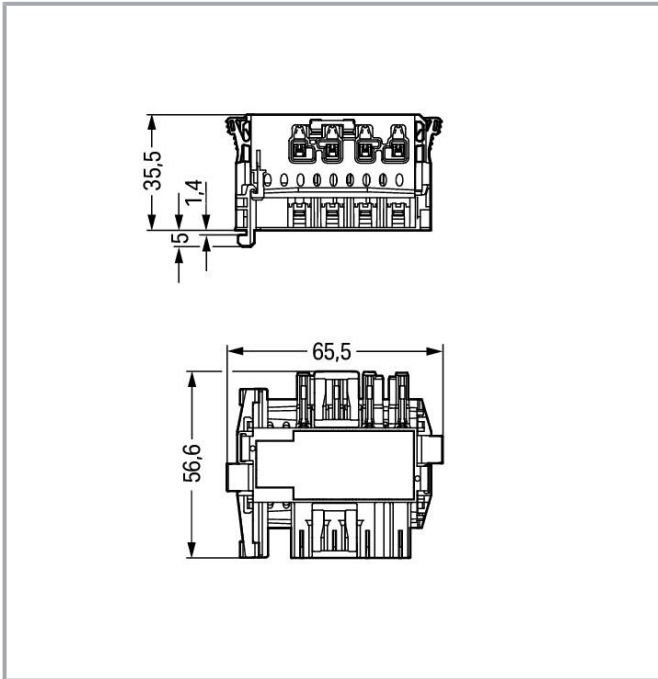
www.wago.com/770-6224



Subject to changes. Please also observe the further product documentation!

WAGO GmbH & Co. KG
Hansastr. 27
32423 Minden
Phone: +49571 887-0 | Fax: +49571 887-169
Email: info.de@wago.com | Web: www.wago.com

Do you have any questions about our products?
We are always happy to take your call at +49 (571) 887-44222.



Item description

Distribution connector *WINSTA*® MIDI rated current 25 A

The *WINSTA*® MIDI distribution connector with protection type IP20 is the pluggable solution for your application in control cabinets, on PCBs or for lighting connections. Our pluggable installation connectors with spring pressure connection technology work completely without screw connections. They allow flexible, error-free installation in numerous possible uses. The color coding and mechanical coding of the pluggable installation connector ensure error-free installation of the individual components – including protection against mismatching. The pluggable installation connector is protected in accordance with protection type IP20 (When mated: IP2xC (These compact connectors are not designed for use in open, easily accessible areas!)). This means that users' fingers will never come into contact with energised elements. The Linect® interface guarantees quick and easy installation of lights with various pluggable connection systems. The *WINSTA*® MIDI pluggable installation connector with A coding in white or black is normally used for general mains applications in power distribution. This pluggable installation connector can be used for a current load of up to 25 A. Therefore, it can also be used for high power loads. The *WINSTA*® MIDI Pluggable Connection System with Push-in CAGE CLAMP® spring pressure connection technology facilitates safe electrification. Due to the included test slot, connections can be checked even when they are plugged in. That saves time and reduces installation labor and costs.

Lower costs through fast commissioning and elimination of service expenses – solutions from *WINSTA*® MIDI

The *WINSTA*® Pluggable Connection System is perfectly tailored to the very strict requirements of building installation. It makes electrical installation pluggable, and consequently more efficient, even more reliable, and error-free. Using this pre-assembled system decreases time spent on assembly and errors during installation at the construction site. Take advantage of the pluggable version of our maintenance-free spring

Subject to changes. Please also observe the further product documentation!



pressure connection technology too! Plan your installation with *WINSTA*® MIDI pluggable installation connectors with protection against mismatching from WAGO.

- pluggable installation connectors with protection against mismatching
- for automation controllers
- suitable for any application
- custom-engineered solutions
- rapid, structured electrical installation

Data

Electrical data

Ratings per IEC/EN

Ratings per	IEC/EN 60664-1
Nominal voltage (III/3)	400 V
Rated impulse voltage (III/3)	6 kV
Rated current	25 A
Legend (ratings)	(III / 3) ≙ Overvoltage category III / Pollution degree 3

Ratings per IEC/EN 2

Rated current 2	16 A
-----------------	------

Ratings per UL 1977

Note for the US market	Some versions may also be used for current interruption in accordance with the UL certificate in select applications with currents below 16 A and voltages up to 600 V. For further information, please contact your local sales office.
Rated voltage (UL 1977)	600 V
Rated current UL 1977	23 A

General

Note on contact resistance	approx. 1 mΩ of contact resistance approx. 0.25 mΩ contact transition plug/socket
----------------------------	--

Connection data

Total number of potentials	4
----------------------------	---

Subject to changes. Please also observe the further product documentation!

PE function	Preceding PE contact
-------------	----------------------

Connection 1

Pole number	4
-------------	---

Physical data

Pin spacing	10 mm / 0.394 inches
Width	65.5 mm / 2.579 inches
Height	40.5 mm / 1.594 inches
Depth	56.6 mm / 2.228 inches

Mechanical Data

Technology	Linect
Application	General mains applications
Coding	A
Variable coding	Yes
Marking	N $\frac{2}{L}$ 1/L'
Potential marking	N $\frac{2}{L}$ 1/L'
Mating force of a plug-in connection	approx. 20 ... 70 N (depending on pole number)
Retention force of a plug-in connection	When locked: > 80 N
Unmating force of a plug-in connection	Unlocked: approx. 20 ... 70 N (depending on pole number)
Number of mating cycles	200, without resistive load
Type of distribution box	Linect [®] T-connector
Protection type	IP20; When mated: IP2xC (These compact connectors are not designed for use in open, easily accessible areas!)

Plug-in connection

Contact type (pluggable connector)	Socket/plug
Mismating protection	Yes
Note on mismating protection	All WINSTA [®] components are 100% protected against mismating when: a.) plugging different numbers of poles b.) plugging while rotated 180 c.) plugging while laterally staggered d.) plugging one pole
Locking lever	yes
Locking of plug-in connection	locking lever

Subject to changes. Please also observe the further product documentation!



Note on locking system

All connectors for mounted installations (snap-in versions for lighting fixtures or devices, all types of PCB and distribution connectors) are factory-equipped with locking levers to ensure plugs and sockets are securely locked. Additional locking levers are only required for flying leads (plug/socket).

Material Data

Note (material data)

Information on material specifications can be found here

Color	white
Insulation material	Polyamide (PA66)
Flammability class per UL94	V0
Contact material	Copper or copper alloy; surface-treated
Contact plating	Tin
Fire load	0.811 MJ
Weight	36.1 g

Environmental requirements

Processing temperature	-5 ... +40 °C
Continuous operating temperature	-35 ... +85 °C
Note on continuous operating temperature	Insulating parts for temperatures \leq 105 °C

Commercial data

Product Group	20 (Winsta)
eCl@ss 10.0	27-44-06-02
eCl@ss 9.0	27-44-06-02
ETIM 8.0	EC002566
ETIM 7.0	EC002566
PU (SPU)	25 pcs
Packaging type	box
Country of origin	DE
GTIN	4050821102960
Customs tariff number	85366990990

Environmental Product Compliance

CAS-No.	131651-65-5 144317-44-2
---------	----------------------------

Subject to changes. Please also observe the further product documentation!

WAGO GmbH & Co. KG
 Hansastr. 27
 32423 Minden
 Phone: +49571 887-0 | Fax: +49571 887-169
 Email: info.de@wago.com | Web: www.wago.com

Do you have any questions about our products?
 We are always happy to take your call at +49 (571) 887-44222.

220133-51-7
 220689-12-3
 25628-08-4
 29420-49-3
 375-73-5
 503155-89-3
 507453-86-3
 68259-10-9


REACH Candidate List Substance	Perfluorobutane sulfonic acid (PFBS) and its salts
RoHS Compliance Status	Compliant, No Exemption
SCIP notification number (Austria)	44167988-7ed9-4d76-b137-e846e760a160
SCIP notification number (Belgium)	9f40a707-cc86-442e-bf3a-45e51efee172
SCIP notification number (Bulgaria)	2341f9df-0aec-4a63-aa1d-47b24f8456b3
SCIP notification number (Czech Republic)	c689e81b-bdad-4ff4-9757-d3e852e74ab7
SCIP notification number (Denmark)	665ad933-6c1f-4449-a71c-60185835cc11
SCIP notification number (Finland)	d2a7202a-d748-4799-a3a2-f557304fd21a
SCIP notification number (France)	baa401d7-41ea-4225-8aaa-4c47773c1390
SCIP notification number (Germany)	a11ffe91-2a6e-423d-84b8-f67f114a568c
SCIP notification number (Hungary)	8be06503-d6d2-4bc0-9f73-5f7295c77c70
SCIP notification number (Italy)	09077603-0d9c-43ce-ab44-20d2040a5580
SCIP notification number (Netherlands)	14926ce9-d672-4ea2-9c27-328d9aadd970
SCIP notification number (Poland)	ef5def06-96db-4426-acfa-5a4d4e5f5eef
SCIP notification number (Romania)	d85336a5-9f13-4ae5-b95e-f04339547ab1
SCIP notification number (Sweden)	23a664af-65b4-4dac-8589-b0c56e7116f08

Other

Technology	Linect
------------	--------










Approvals / Certificates

General approvals

Logo	Approval	Additional Approval Text	Certificate name
	VDE VDE Prüf- und Zertifizierungsinstitut	EN 61535	40029808

Subject to changes. Please also observe the further product documentation!

Counterpart

	Item no. 294-8024 Lighting connector; push-button, external; for Linect®; without ground contact; 1/L'-2/L-PE-N; 4-pole; Cod. A; Lighting side: for solid conductors; Inst. side: for all conductor types; max. 2.5 mm ² ; Surrounding air temperature: max 85°C (T85); 2,50 mm ² ; white	www.wago.com/294-8024
	Item no. 294-8124 Lighting connector; push-button, external; for Linect®; with direct ground contact; 1/L'-2/L-PE-N; 4-pole; Cod. A; Lighting side: for solid conductors; Inst. side: for all conductor types; max. 2.5 mm ² ; Surrounding air temperature: max 85°C (T85); 2,50 mm ² ; white	www.wago.com/294-8124
	Item no. 770-124 Socket; with strain relief housing; 4-pole; Cod. A; 4,00 mm ² ; white	www.wago.com/770-124
	Item no. 770-224 Socket; 4-pole; Cod. A; 4,00 mm ² ; white	www.wago.com/770-224
	Item no. 770-134 Plug; with strain relief housing; 4-pole; Cod. A; 4,00 mm ² ; white	www.wago.com/770-134
	Item no. 771-9994/106-102 pre-assembled connecting cable; Eca; Socket/open-ended; 4-pole; Cod. A; H05VV-F 4G 1.5 mm ² ; 1 m; 1,50 mm ² ; white	www.wago.com/771-9994/106-102
	Item no. 770-234 Plug; 4-pole; Cod. A; 4,00 mm ² ; white	www.wago.com/770-234
	Item no. 771-9994/006-102 pre-assembled interconnecting cable; Eca; Socket/plug; 4-pole; Cod. A; H05VV-F 4G 1.5 mm ² ; 1 m; 1,50 mm ² ; white	www.wago.com/771-9994/006-102
	Item no. 771-9994/206-102 pre-assembled connecting cable; Eca; Plug/open-ended; 4-pole; Cod. A; H05VV-F 4G 1.5 mm ² ; 1 m; 1,50 mm ² ; white	www.wago.com/771-9994/206-102

Optional accessories

Coding

Coding

	Item no.: 770-401 Coding pin; for plugs; Plastic; gray	www.wago.com/770-401
--	--	--

Cover

Subject to changes. Please also observe the further product documentation!

Cover



Item no.: 770-360
Lockout cap; for plugs; 5-pole; separable; yellow

www.wago.com/770-360



Item no.: 770-201
Lockout cap; 12-pole, separable; for sockets; Plastic; black

www.wago.com/770-201



Item no.: 770-221
Lockout cap; 12-pole, separable; for sockets; Plastic; white

www.wago.com/770-221

Downloads

Documentation

Bid Text

770-6224 X81 - Datei	2019 Feb 19	xml 2.9 kB	Download
770-6224 doc - Datei	2014 Dec 2	doc 23.6 kB	Download

CAD/CAE-Data

CAE data

WSCAD Universe 770-6224		URL	Download
-------------------------	--	-----	----------

Environmental Product Compliance

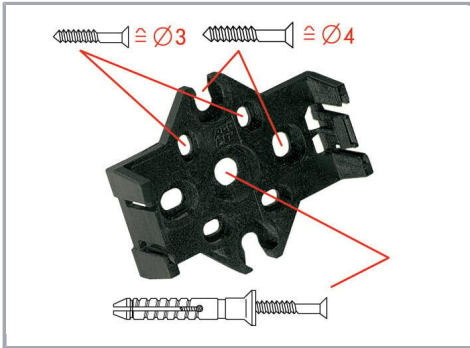
Compliance Search

Environmental Product Compliance 770-6224 Linect® T-connector; 4-pole; Cod. A; 1 input; 2 outputs; white		URL	Download
---	--	-----	----------

Installation Notes

Installation

Subject to changes. Please also observe the further product documentation!




Mounting plates can be secured using commercially available screws or nail-drive anchors.



The distribution connectors snap together when attached to the mounting plate.



To release the distribution connector, unlock the latch using a screwdriver.



All distribution connector connections are locked and protected against accidental disconnection directly after mating. Locking of any connection is released using a screwdriver, even if all connections are used.

Product family

WINSTA® MIDI

[Show all products from the family](#)

Subject to changes. Please also observe the further product documentation!